

INFORMATION ON THE NORDIC ALCOHOL MARKET 2021



Alko Inc.

© Author and Alko Inc.

Image copyrights: Alko

Author: Emilia Häkkinen

Faculty of Education and Social Studies,

Åbo Akademi, Vasa

Lay-out: Taittotoimisto Åsa Åhl

Helsinki 2021

ISBN 978-952-69301-4-5 (nid.)

ISBN 978-952-69301-5-2 (PDF)

Table of contents

Introduction.....	4
Country profiles	5
Population and national economies in 2020.....	8
Common rules and Nordic partnerships.....	9
Concepts.....	10
Basic characteristics of the alcohol system	
Regulation on alcohol advertising	11
Alcohol sales and consumption in times of COVID-19.....	12
Alcohol sales and COVID-19	13
Minimum legal age for purchasing alcoholic beverages	14
Scope of the Nordic alcohol monopoly companies	15
Sales network of the Nordic alcohol monopoly companies	16
Opening hours of the alcohol monopoly company stores	17
Other off-premise retail sale outlets for alcoholic beverages	18
On-premise retail sale networks for alcoholic beverages	19
Taxation and pricing of alcohol	
Alcohol excise duty rates and value-added tax rates in the Nordic countries	20
Alcohol excise duties in Europe	21
Pricing principles of the Nordic alcohol monopoly companies.....	22
Price examples in the Nordic alcohol monopoly companies	24
Travelers' imports of alcoholic beverages	
Travelers' alcohol import quotas in litres.....	25
Travelers' alcohol imports	26
Consumption of alcoholic beverages	
Total alcohol consumption.....	27
Recorded alcohol consumption in the Nordic countries	28
The Nordic alcohol monopoly companies	
Public opinion on alcohol policy	29
Customer satisfaction rates in the Nordic alcohol monopoly companies.....	30
Personnel and beverage brands	31
Packaging 2020	32
Total sales in 2020	33
Sales by product groups in 2020	34
Structure of sales by product groups in 2020	35
Wine sales in 2020	37
Social control	38
Nordic alcohol monopoly CSR-collaboration	39
Further information & sources.....	40



Introduction

THIS REPORT IS THE 22nd EDITION of the annually published “Information on the Nordic Alcohol market”-report. It is a statistical report which presents facts and figures on alcohol policy and alcohol consumption in the Nordic countries.

The report focuses on two key aspects regarding the Nordic alcohol market;

- 1)** The development of the state retail alcohol monopolies in the Nordic countries (Finland, Sweden, Norway, Iceland and Faroe Islands) in terms of data and information on pricing, personnel, number of brands, packaging, social control, sales figures and customer satisfaction. Most of the information provided has been retrieved directly from Alko, Systembolaget, Vinmonopolet, ATVR and Rúsdrékkasöla landsins.
- 2)** The broader picture of Nordic alcohol policy and alcohol consumption in the above mentioned countries as well as Denmark which has no tradition of state alcohol monopolies.

ALKO INC. has been gathering the corresponding information since 1999. The report was originally intended for internal purposes only. Later Alko has been publishing it in English and it has been presented not only to the Nordic Monopolies, but also to alcohol Monopolies in Canada in the United States as well as civil servants working with public health, the research community and other relevant collaborators.

THIS PUBLICATION has been compiled by PhD student Emilia Häkkinen.

Country profiles

Finland

Finland has a population of approximately 5.5 million people with its borders to Sweden in the west, Norway in the north and Russia in the east. The unemployment rate was 7.8% in 2020, with a labour force of approximately 2.56 million people.

Alcohol advertising has been permitted under certain conditions for mild alcoholic beverages since 1995 when Finland joined the European Union. Finland was among the first countries to introduce comprehensive regulation of alcohol advertising on social media in 2015 with the intent to protect the Finnish youth. The comprehensive reform of the Finnish Alcohol Act was approved in December 2017 and was entered into force in 2018; partly in January and partly in March. The changes that the reform resulted in included changes in alcohol advertising as well as alcohol sales. More detailed information of the reform can be found in the 2019 and 2020 reports.

The age limits for purchasing alcohol in Finland are 18 for beverages milder than 22 vol.% and 20 for stronger beverages. For on-premise sale of alcohol in restaurants and bars the age limit is currently 18.

Alko was founded in 1932, and in 2020 there were 365 Alko stores all across Finland, out of which all were self-service stores. Moreover, Alko has a web shop that allows customers to order products online and pick them up at an Alko store or pick-up point. In the beginning of year 2021, the monopoly had 5,405 products available in the general selection as well as 3,528 products in the sale-to-order selection. In 2020, the monopoly's sales in total litres of 100% alcohol increased by 12.2%. In 2020, the most common opening hours were 9-21 on weekdays and 9-18 on Saturdays, which means an average of 69 hours a week. The opening hours were prolonged with one hour during the weekdays in March 2018 in connection to the above mentioned changes in the alcohol legislation. On average Alko had 2,421 employees working for the monopoly in 2020 headed by CEO Leena Laitinen.

Finland cut the taxation of alcoholic beverages heavily in 2004 in order to battle border trade with alcohol to Estonia, which had joined the European Union the same year. Since 2008 the alcohol taxation levels have been increased 8 times due to fiscal reasons and to prevent alcohol-related harm to public health.

Sales of red and white wines accounted for more than half of Alko's total sales in 2020.

The monopoly's share of the recorded alcohol consumption of alcoholic beverages in 100% alcohol was

41.6% in 2020. This is a 3.9% increase in comparison to year 2019. According to a survey, 60% of the Finnish population agreed that Alko's sole right to off-premise retail sale of alcohol is a good way of preventing alcohol related harm. Additionally, a customer satisfaction survey gave Alko 8.53 points out of a possible 10 year 2020.

The total consumption of alcohol per capita aged 15 years or older was approximately 9 litres of pure alcohol in 2020, out of which roughly 12% was unrecorded consumption. This means that the total consumption of alcohol declined with approximately 5.2% when compared to year 2019. The decrease in total consumption is mainly explained by the decrease of travel import, which was only half the amount of the previous year. Beer remained the most consumed beverage in year 2020.

Sweden

Sweden is the largest Nordic country not only considering square kilometers, but also population which was approximately 10.4 million people in 2020 with a 0.9% raise in population from the previous year. Sweden is located in the heart of Northern Europe with Norway in the west, Finland in the east and Denmark in the south with a connection through the Öresund bridge. The average unemployment rate was 8.3% in 2020.

Alcohol is defined as a beverage stronger than 2.25 vol.%. Up until 2003, advertising of alcoholic beverages was banned in all shapes and forms. Since then however, advertising of beverages containing no more than 15 vol.% has been allowed under certain conditions in printed media.

State monopoly Systembolaget has the sole right to off-premise retail alcohol sale with the exception of "Folköl" or "People's beer" that contains max 3.5 vol.% and can be sold in grocery stores, gas stations and kiosks. There are altogether 448 Systembolaget-stores across Sweden, completed with 475 order points. Products can also be ordered online and delivered to monopoly shops or order points, or in special trial areas straight to the customer's home address. The most common opening hours in 2020 were 10-19 on weekdays and 10-15 on Saturdays, which makes a total of 50 hours per week. The age limits for purchasing alcohol in Systembolaget is 20 for both strong and mild beverages, and 18 for on-premise sales in restaurants and bars.

Magdalena Gerger is the CEO of Systembolaget, which has existed in its' current form since 1955. Approximately 5,148 people were permanently employed at the

monopoly by the end of 2020, while 1297 people were temporarily employed. In 2020, the monopoly's sales in total litres of 100% alcohol increased with 11.8%. The monopoly's market share of the recorded consumption of beverages in 100% alcohol was 86.3 % in 2020.

Approximately half of all sales within the monopoly was beer. The Swedish total consumption of alcohol per capita over 15 years or older was 8.5 liters of pure alcohol in 2019, out of which 1.0 liters was unrecorded consumption.

The price list of Systembolaget is more affordable than in the other Nordic monopolies and the excise duties are lower compared to the other monopoly countries for most categories of alcoholic beverages.

According to a survey, 76 % of the Swedish population support the monopoly, and the customer satisfaction rate was 81.9% out of a possible 100% in 2020.

Norway

Norway is located west of Sweden and also shares land borders with Finland and Russia in the north. The population of the country is approximately 5.4 million and the unemployment rate was 4.4 % in 2020.

In Norway, the general definition of alcohol is beverages that contain more than 2.5 vol.%. However, the Norwegian Alcohol Act also acknowledges milder alcoholic beverages from 0.7 vol.% when it comes to age limitations. The current age limits are 18 for mild beverages (less than 22 vol.%) and 20 for stronger beverages (22 vol.% or more). These age limits are valid for both on- and off-premise consumption of alcohol. Marketing of alcoholic beverages that contain more than 2.5 vol.% alcohol is forbidden.

The state owned (since 1939) alcohol monopoly Vinmonopolet was founded in 1922 and has the sole authority to sell beverages that contain more than 4.75 vol.% alcohol. Vinmonopolet has 338 stores in total - out of which all are self-service stores - and it is possible to order alcoholic beverages online and collect the goods from a monopoly shop or a grocery store or have the products delivered to a private address. In 2020, the monopoly had about 2,000 products in their general selection, completed with approximately 25,000 products in the sale-to-order selection. The most common opening hours of monopoly shops are between 10 and 18 on weekdays and 10 and 16 on Saturdays. Vinmonopolet had 1,943 employees at the end of 2020, with Elisabeth Hunter serving as the CEO of the monopoly.

The recorded alcohol consumption per capita reached 7.23 litres of pure alcohol in 2020. Wines were overall the most sold beverages, followed closely by beer.

Vinmonopolet won three customer satisfaction rankings

in 2019, scoring 96 points out of a possible 100 in one of these. Additionally, 60% of the Norwegian population agreed that the monopoly should have the exclusive right for off-premise retail sale of wine and spirits.

Iceland

Iceland is the smallest Nordic country, situated in the North Atlantic. The country's current population is approximately 364,000. The country's unemployment rate was 5.5 % year 2020 with a labor force of 0.19 million people.

Alcohol is defined as beverages containing more than 2.5 vol.% of alcohol. All kind of alcohol advertising is banned in the country. The age limit for both on- and off-premise sale of alcohol is 20 years. Áfengis- og tóbaksverslun ríkisins (ÁTVR) is a state-owned company that has a monopoly on the sale of both alcohol and tobacco products. ÁTVR governs the Vínbúð- chain, that has the sole right to retail alcohol in the country. The monopoly has 51 stores all across the coastline of Iceland, all of which are self-service stores. It is possible to buy alcoholic beverages online from the monopoly's webpage and have the goods delivered to the closest ÁTVR-store. Home delivery is possible for customers who have a distance of more than 25 km to the closest ÁTVR-store, in which cases the post office personnel ensures the age of the customer. In 2020, the monopoly's sales in total litres of pure alcohol increased with 20.04% from the previous year. The most common opening hours were 11-18 on both weekdays and Saturdays, which makes a total of 42 hours a week. The stores are closed on Sundays. The amount of personnel working at the monopoly was 528 at the end of 2020, headed by CEO Ívar J. Arndal. The State Liquor Store was established in 1922.

Like in the other Nordic monopolies, ÁTVR has fixed prices for all their products, which means the price of alcohol does not vary between ÁTVR-shops. The Icelandic taxes are among the highest level of all European countries, which is reflected in the monopoly's price lists. Beer sales accounted for 77% of the monopoly's total sales in 2020.

The Icelandic total consumption of alcohol per capita over 15 years or older was approximately 7 liters of pure alcohol in 2020, out of which almost 1 liter was unrecorded consumption. The most common beverage consumed is beer.

According to a survey, 64% of the respondents supported the monopoly arrangement in May 2020. In November 2020, customer satisfaction was 88% out of a possible 100%.

Faroe Islands

The Faroe Islands are an autonomous part of the Kingdom of Denmark and are situated in the North Atlantic Ocean with Scotland in the south, Norway in the east and Iceland in the north-west. Approximately 50,000 people live on the islands. The Faroe Islands have control over most domestic matters, including alcohol policies. The alcohol policies of the islands differ significantly from the situation in Denmark.

Alcohol is defined as a beverage intended for drinking containing more than 2.8 vol.% of alcohol.

The Faroese alcohol retail monopoly Rúsdrékkasøla Landsins was founded in 1992 and has the exclusive right to retail alcohol with the exception for specific brewery outlets that can sell their own products up to 5.8 vol.%.

The monopoly is headed by CEO Rógvi Andrias Fossádal. There are 8 monopoly shops out of which all are self-service stores, completed with two order points. The staff at the end of 2020 consisted of 40 employees. The monopoly's sales accounted for 54% of the total alcohol consumption on Faroe Islands in 2020. The most common opening hours are between 13 and 17:30 on weekdays, between 10 and 17:30 on Fridays and between 10 and 14 on Saturdays, meaning a total of 29.5 opening hours per week. On Sundays the monopoly stores remain closed. It is possible to order goods from the monopoly's webpage, in which case the Faroese post service is responsible for the delivery of the goods and age verification of the customer. In 2020, beer accounted for more than 70% of the total monopoly sales.

The total consumption of alcohol per capita aged 15 years or older was 9 litres of pure alcohol, out of which 28% was unrecorded consumption. Beer remains to be the most consumed beverage on the islands.

Concerning the excise duty rates of alcohol, Faroe Islands ranks in the middle regarding the Nordic countries, with Norway and Iceland having considerably higher levels of excise duty. Alcoholic beverages sold on Faroe Islands must contain less than 60 vol.% of alcohol.

According to a survey conducted in 2019, 64% of the respondents support the current alcohol policy and the monopoly arrangement. Additionally, 96% of the respondents were either very satisfied or satisfied with the Faroese alcohol monopoly Rúsdrékkasøla Landsins.

Denmark

Denmark differs from the other Nordic countries in several aspects when it comes to alcohol policies. The biggest one of these differences is that Denmark has no traditions of a retail alcohol monopoly. As a result, alcohol is more available in Denmark, which is visible in both the pricing and availability of alcoholic products.

Grocery stores, kiosks and gas stations have the right to sell alcohol around the clock. The age limits are 16 for beverages containing less than 16.5 vol.% of alcohol and 18 for beverages stronger than this. Prices and excise duties are lower in Denmark than in the other Nordic countries.

The total alcohol sales in pure alcohol was approximately 7.6 litres per capita in 2019. Wine was the most sold product accounting for 44.5% of the total sales, followed closely by beer which accounted for 37.4%. Border trade, which has been a popular phenomenon (especially in Jutland that shares borders with Germany) has slowly declined and been further slowed down due to country lockdowns caused by COVID-19.



Population and national economies in 2020

	GDP, billion, €	GDP, Purchasing power parity, € per capita	GDP, average growth in 2016-2020
Finland	237	42,940	1.2
Sweden	472	45,610	1.1
Norway	318	59,100	0.9
Denmark	312	53,470	1.7
Iceland	19	52,170	2.2
Faroe Islands	2.8 ¹⁾	54,229 ¹⁾	5.5 ²⁾

	Average inflation in 2016-2020, %	Labour force, million	Unemployment rate, %
Finland	0.8	2.56	7.8
Sweden	1.5	5.12	8.3
Norway	2.5	2.61	4.4
Denmark	0.6	2.76	5.6
Iceland	0.6	0.19	5.5
Faroe Islands	0.7	0.03	1.5

	Population in 2020, million	Population, 15 years and older, million	Age structure, percentage of age group, %		
			0-14	15-64	65 and over
Finland	5.53	5.24	15	62	23
Sweden	10.42	8.54	18	62	20
Norway	5.39	4.44	17	65	18
Denmark	5.84	4.89	16	64	20
Iceland	0.36	0.30	19	67	14
Faroe Islands	0.05	0.04	21	62	18

1) Faroe Islands = 2019

2) Faroe Islands = 2015-2019

Sources: Eurostat, Nordic statistics

Common rules and Nordic partnerships

The Nordic alcohol monopoly companies follow principles of impartiality and transparency in the pricing of products. The product suppliers are informed in advance of the rules and principles applied to the pricing of retail sale products. The retail prices of alcoholic beverages are composed of the beverage's purchase price, the monopoly sales margin with the potential deposit, the country's excise duty on alcohol, any potential environmental or beverage package tax and value added tax. The reigning Nordic pricing practice regarding alcoholic beverages uses a coefficient principle. The sales margin is included in the prices by the so-called pricing coefficient. The said coefficient is directed to the purchase prices; however, in Finland, Norway and Sweden the beverage package tax isn't included. In Iceland and the Faroe Islands the coefficient is directed to the purchase price and additionally includes the beverage package tax. The beforementioned sales margin includes ordinary selling costs, the required management expenses and business profit.

Since 2008 the Nordic alcohol monopoly companies have worked in close partnership on corporate social responsibility (CSR) with the goal of developing a sustainable supply chain for alcoholic beverages. As a result, the Code of Conduct has since 2012 been included in all supplier agreements of the monopolies. The Code of Conduct is a set of principles and values which refers to international conventions. It reflects the shared beliefs of the Nordic alcohol monopolies and the expectations they have toward their business partners. The principles and values included in the Code of Conduct represent the ambitious goals and minimum expectations that the monopolies have regarding their supply chains social conduct. The first obligation of business enterprises is to obey domestic legislation. In countries where the domestic laws and regulations conflict with or set a different standard of protection than the Code of Conduct, business enterprises should seek ways to abide by the principles that provide the highest protection to both the workers and the environment. The Nordic alcohol monopoly companies value cooperation and constructive and open dialogue between each other in order to continuously improve the supply chains.



Concepts

Alcoholic beverage:

The general definition of an alcoholic beverage is a beverage that contains ethyl alcohol and is intended for drinking.

The definition of alcohol however varies somewhat between the Nordic countries. National legislation in the Nordic countries defines the minimum content of a beverage to count as alcohol as following: Sweden and Iceland 2.25 vol.%, Norway 2.5 vol.%, Faroe Islands 2.8 vol.% and Finland 1.2 vol.%. In Denmark, the before mentioned age limits apply to drinks that contain 1.2 vol.% or more alcohol.

Off-premise retail sales of alcoholic beverages:

Off-premise sales of alcohol are all those sales that take place in monopoly shops or alternatively in grocery stores, kiosks or gas stations. In other words, the beverage is not consumed in the place in which it has been bought.

On-premise retail sale of alcoholic beverages:

On-premise sales take place in bars, restaurants, nightclubs and cafés, where the customer consumes the purchased product in the environment where the beverage has been sold.

Alcohol monopoly:

A state retail alcohol monopoly of a country functions as the only legal retailer of the kinds of alcoholic beverages described in the country's legislation. The scope of the monopoly varies between countries, but the common goal is to eliminate private profit interests in the domestic alcohol market to secure and improve public health.

Total consumption of alcoholic beverages:

The sum of all alcohol consumed in a country, including both recorded and unrecorded consumption. Measured in 100% alcohol.

Recorded consumption of alcoholic beverages:

The sum of all domestic on-premise and off-premise sales of alcoholic beverages.

Unrecorded consumption of alcoholic beverages:

Alcoholic beverages that are bought and consumed outside the frames of domestic on- and off-premise sales.

Basically, unrecorded consumption includes consumption of beverages imported by travelers minus beverages exported by foreign travelers, home brewed and fermented beverages, illegal private distilled beverages, smuggled beverages and consumption of alcohol substitutes. Finland is the only Nordic country that also includes alcohol consumed by Finnish tourists abroad in its measurement of unrecorded alcohol consumption.

Purchasing power parity GDP:

Gross domestic product (GDP) is the monetary value of all finished products, goods and services that are produced within a country's borders in a year.

Inflation rate:

The change in a country's consumer prices per year.

Unemployment rate:

The percentage of a country's unemployed labor force.

Labor force:

The sum of employed and unemployed labor of a country.

Exchange rates:

Local currencies (NOK, SEK, ISK, DKK), as well as USD have been converted into € in this report in accordance to the average exchange rates in the year 2020.

1 € equals	10.491	SEK
	10.736	NOK
	155.817	ISK
	7.456	DKK

Data originally reported in USD has been converted to € with the rate of 1 USD = 0.877 €

Regulation on alcohol advertising

Finland:

The Finnish law prohibits all forms of advertising of strong alcoholic beverages (over 22 vol.%). Advertising strong alcoholic beverages is only permitted under specific exceptional circumstances, such as in on- and off-premise retail outlets of such products or in the price lists published in print and on the websites of these outlets.

Milder alcoholic beverages (less than 22 vol.%) can be advertised under certain restrictions. The direct and indirect advertising of mild alcoholic beverages is principally permitted, but it is forbidden to execute the advertising in public places and the advertising can not be targeted at younger people.

As a result of the comprehensive reform of the Finnish Alcohol Act in 2018, bars, restaurants, cafes and nightclubs can announce temporal offers on mild beverages also outside the on-premise place of sale.

Sweden:

Up until 2003, all alcohol advertising was forbidden in Sweden. However, since then the advertisement of alcohol has been legalized under certain restrictions.

All alcohol advertising must observe particular moderation and can not be directed towards people younger than 25 years. Moreover, the Swedish Alcohol Act prohibits commercials for alcoholic beverages containing 15 vol.% or more.

Alcohol advertising in Sweden can only show the product and isn't allowed to be linked to specific groups of people, attributes or lifestyles.

Norway:

All forms of alcohol advertising for beverages containing 2.5 vol.% or more is prohibited by the Norwegian alcohol legislation.

Denmark:

Until 2003 there was a legal ban on alcohol advertising on Danish TV and radio, which has since then been rescinded. Alcohol advertising in Denmark is regulated through statutory and voluntary agreements. Commercials of alcoholic beverages cannot be targeted toward an audience younger than 18 years.

Iceland:

In 2018, Iceland's Ministry of Education and Culture considered lifting the ban on advertising alcohol and tobacco products. However, alcohol advertising remains to be largely prohibited in the country. The advertisement of mild beverages containing less than 2.25 vol.% is allowed.

Faroe Islands:

In Faroe Islands the advertising of alcoholic beverages stronger than 2.8 vol.% is prohibited.



Alcohol sales and consumption in times of COVID-19

The global COVID-19 pandemic in 2020 had adverse effects on Nordic societies and thus also affected the countries alcohol sales and consumption. In 2020, there were increases in monopoly alcohol sales in Finland (12%), Sweden (12%), Norway (40%) and Iceland (20%).

On the contrary, on-premise alcohol sales were significantly limited across all Nordic countries, with restaurants and bars having restrictions in both opening hours and customer capacities, or perhaps even having to close temporarily.

Generally, decreases in alcohol consumption could be observed in most Nordic countries as a result of the pandemic in 2020. Decreases in total alcohol consumption were most significant in Finland and Iceland (-5%), while slight decreases could also be observed in the cases of Sweden (-2%) and Faroe Islands (-1%). The increases in off-premise alcohol sales as well as the decreases in total alcohol consumption can partially be explained by diminished border trades and travel imports, restrictions in on-premise alcohol sales as well as closing of duty-free shops on airports for some countries.



Alcohol sales and COVID-19

Restrictions that have affected the sale of alcohol in the Nordic countries

Finland	During the COVID pandemic the sale of alcohol has been affected in several ways. During 2020 restaurants and bars have had restricted opening hours and customer capacity. During summer the restrictions were loosened, but as the number of COVID cases started to rise in autumn, the restrictions were tightened again. Also travelling abroad has been affected by the pandemic during 2020.
Sweden	During the pandemic, restaurants could not sell alcohol after 8 pm. Closed borders increased the monopoly's sales in the south (people could not travel to Denmark or Germany to buy alcohol), and decreased their sales in the west (people from Norway could not travel to Sweden to buy alcohol).
Norway	The pandemic resulted in closed borders, especially to Sweden. Furthermore, sale and consumption of alcohol were affected by almost no flights abroad, closed bars, restaurants etc
Iceland	In Iceland, bars and restaurants were closed or open with high restrictions about number of customers and opening hours. Further, the duty free store at the national airport was closed most of the year 2020.
Faroe Islands	In Faroe Islands, the pandemic resulted in a slight decrease in total sales of alcohol during 2020.

The estimated effects caused by the restrictions

Finland	The total consumption of alcohol decreased by 5 percent in 2020 and was on the lowest level in this century. The restrictions in restaurants and travelling affected the consumption of alcohol. During summer when the restrictions were loosened, the consumption also rose. All in all the travelers' import of alcohol decreased to half comparing to 2019. Also on-premise sales in restaurants and bars decreased by 40 % during 2020. Sales of alcohol increased in Alko (+12%) and in grocery stores (+4%).
Sweden	The pandemic caused a little increase in the monopoly's alcohol sales in 2020.
Norway	As a result of the pandemic, the monopoly's alcohol sales increased by 32 million litres.
Iceland	The total sale of alcohol increased by 18% from the year before. The reasons were most likely: -the restrictions for bars and restaurants -closing at the duty free store -people were not travelling abroad
Faroe Islands	N/A

Minimum legal age for purchasing alcoholic beverages

Situation as at 1st of January 2021

Off-premise retail sale

	Mild alcoholic beverages	Strong alcoholic beverages
Finland	18	20
Sweden	20	20
Norway	18	20
Denmark	16	18
Iceland	20	20
Faroe Islands	18	18

On-premise retail sale

	Mild alcoholic beverages	Strong alcoholic beverages
Finland	18	18
Sweden	18	18
Norway	18	20
Denmark	18	18
Iceland	20	20
Faroe Islands	18	18

Finland: Mild alcoholic beverages contain between 1.2 and 22 vol.% alcohol.

Sweden: The age limit for "Folköl" (beer containing between 2.8 and 3.5 vol.%) is 18 years

Norway: Mild alcoholic beverages contain between 0.7 and 22 vol.%

Denmark: Mild alcoholic beverages contain between 1.2 and 16.5 vol.%

Sources: National legislation

Scope of the Nordic alcohol monopoly companies

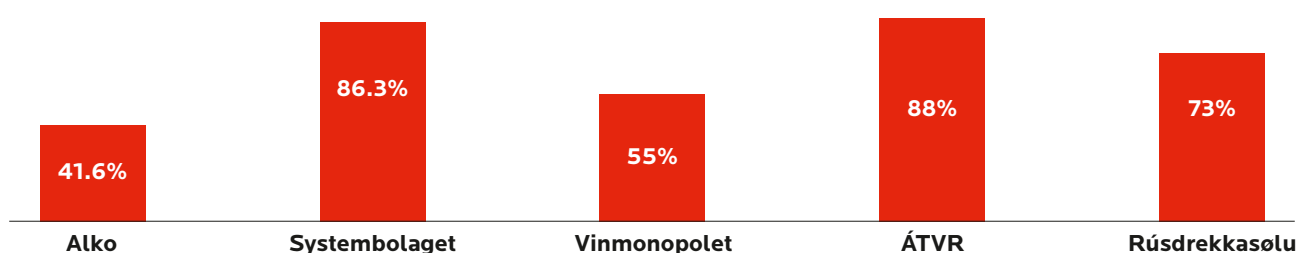
Situation as at 1st January 2021

The extent of the monopoly rights

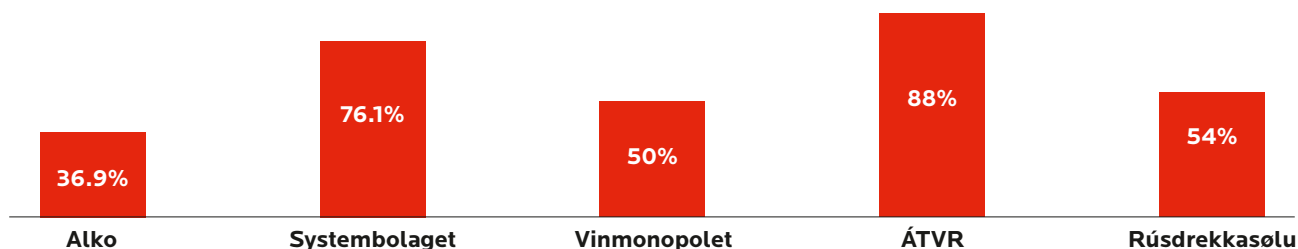
Alko (Finland)	All alcoholic products with the following exceptions: Mild beverages containing up to 5.5 vol.% can be sold in grocery stores, independent microbrewery products and most Finnish farm winery products containing up to 13 vol.%.
Systembolaget (Sweden)	All alcoholic products stronger than 2.25 vol.% with the exception of "Folköl" which can contain up to 3.5 vol.% and can be sold in grocery stores.
Vinmonopolet (Norway)	All alcoholic beverages stronger than 4.75 vol.%
ÁTVR (Iceland)	All alcoholic beverages stronger than 2.25 vol.%
Rúsdrekkasölu (Faroe Islands)	All alcoholic products stronger than 2.8 vol.% with the exception of beers and ciders that can be sold in brewery shops. Sale of products stronger than 60 vol.% is prohibited in the Faroe Islands.

Market shares in 2020

Monopoly's share of recorded alcohol consumption calculated in litres of 100% alcohol



Monopoly's share of total alcohol consumption calculated in litres of 100 % alcohol



Source: Nordic alcohol monopoly companies

Sales network of the Nordic alcohol monopoly companies

Situation as at 1st of January 2021

Off premise retail stores of the Nordic alcohol monopoly companies

	Number of stores	Stores 100,000 inhabitants	Proportion of self-service stores, %	Number of order points
Finland	365	6.6	100	127
Sweden	448	4.3	99.6	475
Norway	338	6.3	100	0
Iceland	51	14	100	0
Faroe Islands	8	15	100	2

Sales by mail and internet

	Sales by mail	Sales by internet	Notes
Finland	No	Yes	The deliveries will be picked up from Alko's stores or pick-up-points. B2B customers may also order deliveries to offices or event locations.
Sweden	Yes	Yes	Home delivery in special areas, to shops or agents "ombud". The goods are delivered by transport companies when ordering from other suppliers than the monopoly.
Norway	Yes	Yes	Customers choose where to get the ordered goods delivered: In Vinmonopolets stores, at their door (private adress) or in grocery store with postal services
Iceland	Yes	Yes	The goods are delivered to closest ATVR's store. Home delivery to customers which have a distance of more than 25 km from next ATVR store. The Post Office checks for age control in those instances.
Faroe Islands	Yes	Yes	The delivery is conducted through post service where age verification is made.

Source: Nordic alcohol monopoly companies

Opening hours of the alcohol monopoly company stores

The most common opening hours 1st January 2021

	Mon	Tue	Wed	Thu	Fri	Sat	Sun	Total per week
Finland	9 - 21	9 - 21	9 - 21	9 - 21	9 - 21	9 - 18	closed	69
Sweden	10 - 19	10 - 19	10 - 19	10 - 19	10 - 19	10 - 15	closed	50
Norway	10 - 18	10 - 18	10 - 18	10 - 18	10 - 18	10 - 16	closed	46
Iceland	11 - 18	11 - 18	11 - 18	11 - 18	11 - 18	11 - 18	closed	42
Faroe Islands	13-17:30	13-17:30	13-17:30	13-17:30	10-17:30	10-14	closed	29,5

The longest opening hours 1st January 2021

	Mon	Tue	Wed	Thu	Fri	Sat	Sun	Total per week
Finland	9 - 21	9 - 21	9 - 21	9 - 21	9 - 21	9 - 18	closed	69
Sweden	10 - 20	10 - 20	10 - 20	10 - 20	10 - 20	10 - 15	closed	55
Norway	10 - 18	10 - 18	10 - 18	10 - 18	10 - 18	10 - 16	closed	46
Iceland	10 - 20	10 - 20	10 - 20	10 - 20	10 - 20	11 - 18	closed	57
Faroe Islands	10-17:30	10-17:30	10-17:30	10-17:30	10-19	10-14	closed	43

Source: Nordic alcohol monopoly companies

Other off-premise retail sale outlets for alcoholic beverages

Table 1

	Year	Other retail outlets	Producer shops ¹⁾	Other retail per 100,000 inhabitants
Finland	2021	5,970 ²⁾	-	108
Sweden	2018	6,200 ³⁾	-	59
Norway	2020	4,500	-	80
Iceland	2021	0	-	0
Faroe Islands	2021	0	9	0

Table 2

	Year	Kiosks may apply for a license to sell alcohol	Gas stations may apply for a license to sell alcohol	Possibility to legally buy on the internet from abroad
Finland	2021	yes	yes	yes
Sweden	2021	yes ³⁾	yes ³⁾	yes
Norway	2020	no	no	yes ⁴⁾
Iceland	2021	no	no	yes
Faroe Islands	2021	no	no	no

1) In Faroe Islands brewery outlets with the right to sell beers and ciders containing up to 5.8 vol.% alcohol.

2) Due to the legislative changes entered into force in 2018, also on-premise outlets gained the right to apply for alcohol retail sale permit. On-premise outlets who have applied for such a permit are therefore counted into both off- and on-premise retail outlets.

3) Only folköl, with max 3.5 vol.%

4) Norwegian custom declaration is needed.

Source: Nordic alcohol monopoly companies, Finnish National Supervisory Authority of Welfare and Health (Valvira)

On-premise retail sale networks for alcoholic beverages

	Year	All drinks	Wine and beer only	Beer only	Total	Total per 100,000 inhabitants
Finland	2021	9,559 ¹⁾	-	-	9,559	173
Sweden	2019	12,166	618	23	13,169	126
Norway	2015	6,659	871	59	7,589	143
Iceland	2019	1,070	-	-	1,464	407
Faro Islands	2021	98	-	-	160	302

1) + 64 on Åland Islands

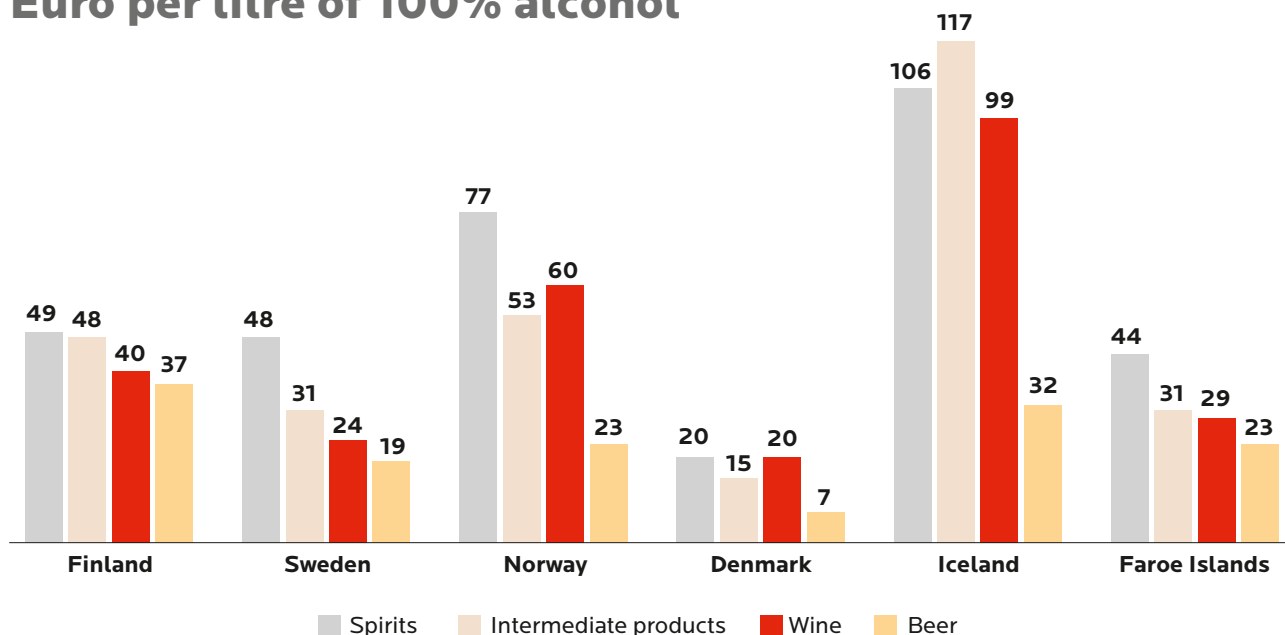
Source: Nordic alcohol monopoly companies, Finnish National Supervisory Authority of Welfare and Health (Valvira)



Alcohol excise duty rates and value-added tax rates in the Nordic countries

Situation as at 1st of January 2020

Euro per litre of 100% alcohol



	Spirits	Intermediate products	Wine ¹⁾	Beer	VAT, %	Surtax
Finland	48.8	47.8	39.7	36.5 ²⁾	24.0	Yes
Sweden	47.8	30.5	24.2	18.7	25.0	No
Norway	77.0	53.0	60.2	22.8	25.0	Yes
Denmark	20.1	15.1	20.2	6.5 ²⁾	25.0	Yes
Iceland	105.5	116.9	99.4	32.2	11.0	Yes
Faroe Islands	44.3	30.6	29.3	23.2 ³⁾	25.0	Yes

1) Excise duty is calculated on the basis of a beverage containing 18% ethyl alcohol by volume for intermediate products and on the basis of a beverage containing 11% ethyl alcohol by volume for wines

2) Finland and Denmark have tax relieves for small breweries

3) Beer is classed in three tax classes in Faroe Islands.

Class I is beer containing more than 2.25% but less than 4.6%.

Class II is beer containing between 4.6% and 5.8%.

And Class III is beer containing more than 5.8% ethyl alcohol by volume.

Source: Nordic alcohol monopoly companies, European Commission, Taxfoundation

Alcohol excise duties in Europe

Situation as at 1st of January 2019

Euro per litre of 100% alcohol

	Spirits	Intermediate products	Wine	Beer
EU:s minimum tax	6	3	0	2
Bulgaria	6	3	0	2
Romania	7	5	0	2
Croatia	7	6	0	5
Cyprus	10	3	0	6
Luxembourg	10	4	0	2
Spain	10	4	0	2
Hungary	10	4	0	5
Italy	10	5	0	8
Czech Republic	11	5	0	3
Slovakia	11	5	0	4
Austria	12	4	0	5
Germany	13	9	0	2
Poland	13	4	3	5
Slovenia	13	7	0	12
Portugal	14	4	0	4
Malta	14	8	2	5
Latvia	17	8	8	7
Netherlands, the	17	8	8	8
Lithuania	17	15	15	7
France	18	11	0	7
Denmark	20	12	14	8
Switzerland*	25	13	0	4
Estonia	25	16	13	17
Greece	26	6	2	13
Belgium	30	9	7	5
UK*	32	24	30	21
Turkey*	35	57	11	26
Ireland	43	34	39	23
Finland	49	41	36	37
Sweden	50	29	23	20
Norway*	81	53	53	53
Iceland*	117	117	69	52

* Non-EU country

Source: *Spirits Europe*

Pricing principles of the Nordic alcohol monopoly companies

Situation as at 1st of January 2021

Price concepts and pricing coefficient

	The basic price	Pricing coefficient ¹⁾	Exceptions of pricing coefficient
Alko	The back door price (BDP) without taxes ²⁾	Spirits: 1.56 Other strong beverages: 1.50 Mild and fortified wine: 1.54 Long drinks: 1.81 Beers: 1.67	Lower pricing coefficient for more expensive beverages
Systembolaget	Purchase price without taxes	1.17	-
Vinmonopolet	Purchase price without taxes	1.22 + a fixed margin of 9.54 NOK per liter	Coefficient decreases when margin goes over 80 NOK. Maximum margin is 110 NOK. Minimum margin is 4 NOK.
ÁTVR	Purchase price with taxes	Alcohol content: under 22% by volume: 1.18 over 22% by volume: 1.12	-
Rúsdrekkasölu	Purchase price with taxes	Distilled spirits: 1.49 (+20.00 DKK per liter) Wine: 1.23 (+15.00 DKK per liter) Fortified wine: 1.23 (+15.00 DKK per liter) Beers: 1.25	-

1) The pricing coefficient is the coefficient that, adjusted to the original price, contributes to a part of the margin.

2) The price at the back door of the retail outlet (BDP) : The purchasing price (excl. alcoholic beverage taxes) added to central warehouse and shop delivery costs

Source: Nordic alcohol monopoly companies

Pricing principles of the Nordic alcohol monopoly companies

Situation as at 1st of January 2021

Minimum margin and rounding

	Margins	Rounding in local currency
Alko	<p>Minimum margin: General: 1.25 €/litre (minim. 0.64 €/sales unit)</p> <p>Beers and long drinks: 0.78 €/litre (min. 0.29 €/sales unit)</p>	To the nearest 1 cent.
Systembolaget	<p>Fixed margin: Distilled spirits: 5.52 SEK/bottle</p> <p>Wines: 4.92 SEK/bottle (for bag- in- box, whole bottles, tetra packs and PET). For smaller bottles: 2.46</p> <p>Beers: 0.84 SEK/bottle</p> <p>Other beverages (cider): 1.44 SEK/bottle</p> <p>Alcohol free beer, cider and mixed beverages 2.17 SEK/bottle</p> <p>Alcohol free wine, and other (larger) products 5.21 SEK/bottle</p> <p>Alcohol free products have a fixed margin per bottle similar to what alcoholic products in the same group have.</p>	<p>Wines and spirits: to the nearest 1 SEK.</p> <p>Beer, cider and alcohol-free products: to the nearest 0.1 SEK.</p>
Vinmonopolet	<p>Fixed margin: General: 9.54 NOK/litre</p>	to the nearest 0.1 NOK
ÁTVR	No fixed margin, no minimum margin	to the nearest 1 ISK
Rúsdrekkasölu	No fixed margin, no minimum margin	to the nearest 0.05 DKK

Source: Nordic alcohol monopoly companies

Price examples in the Nordic alcohol monopoly companies

Pricelists as at 1st of June 2021, price in Euro

Product (0.7 / 0.75)	Alko	Systembolaget	Vinmonopolet	ÁTVR	Rúsdrekka-sölu
Spirits					
Koskenkorva Vodka	22.98	22.09	33.27	39.87	-
Absolut Vodka	23.49	23.87	33.27	45.27	36.43
Smirnoff Vodka	23.50	22.58	30.34	37.58	33.34
Gordon's London Dry Gin	28.99	24.56	32.78	39.45	35.96
Other strong beverages					
Hennessy Very Special	44.51	40.34	48.93	62.84	60.83
Renault Carte Noire Extra Old	65.98	58.09	59.70	-	74.48
Ballantine's Finest	28.99	25.54	37.68	47.30	39.46
Jim Beam	27.99	26.13	36.21	50.00	40.26
Red wine					
Baron de Ley Reserva	17.98	11.74	18.45	18.92	-
Mouton Cadet Rouge	16.30	13.71	-	21.56	-
Gato Negro Cabernet Sauvignon ¹⁾	7.99	5.82	9.97	10.13	9.68
Gato Negro Cabernet Sauvignon BIB	29.98	19.63	34.25	39.19	-
White wine					
J. P. Chenet Medium Sweet ²⁾	10.15	7.79	12.81	13.51	10.08
Penfolds Koonunga Hill Chardonnay	14.49	8.32	13.40	16.89	-
Blue Nun Riesling	10.48	6.80	10.56	14.80	10.55
Chill Out Chardonnay BIB	29.98	21.60	39.14	45.95	35.43
Sparkling wine					
Freixenet Cordon Negro Cava Brut	10.99	8.78	13.26	14.12	-
Veuve Clicquot Brut	52.49	44.87	46.00	47.29	53.64
Dom Perignon brut	184.90	171.50	166.40	202.74	179.21
Beer					
Medium beer, bottle 0.33 l	2.07	1.33	5.41	2.49	1.39
Strong beer, domestic product, bottle 0.33 l	2.62	1.23	3.45	2.63	1.65
Strong beer, domestic product, can 0.5 l	3.79	1.37	4.49	2.87	2.50
Imported beer, Leffe, bottle 0.33 l	3.98	2.06	4.40	3.37	2.79
RTD					
Bacardi Breezer Orange 0.275 l	3.39	1.96	-	2.70	2.89

1) Or Gato Negro Pinot Noir

2) Or J.P. Chenet Merlot or J.P. Chenet Colombard Chardonnay

Source: Nordic alcohol monopoly companies

Travelers' alcohol import quotas in litres

Situation as at 1st of January 2021

Litres / Traveler	Spirits	Intermediate products and sparkling wines	Wines	Beer
EU-MEMBERS				
Finland				
From EU countries	No quantitative quotas ¹⁾			
From non-EU countries	1	or 2	and 4	and 16
Time limit from non-EU countries	If you live in Finland and arrive in Finland from outside the EEA other than by air, you may only import alcoholic beverages if your journey has lasted more than 24 hours.			
Sweden				
From EU countries	No quantitative quotas ¹⁾			
From non-EU countries	1	or 2	and 4	and 16
Time limit from non-EU countries	For travellers living in Sweden, duty- and tax-free importation only applies if the traveller's trip abroad was longer than 20 hours.			
Denmark				
From EU countries	No quantitative quotas ¹⁾			
From non-EU countries	1	or 2	or 4	or 16
Time limit from non-EU countries	No time limits			
NON-EU COUNTRIES				
Faroe Islands				
	1	and 1	and 0	and 2
OR	1	and 0	and 2.25	and 2
OR	0	and 0	and 4.5	and 2
OR	0	and 2.25	and 0	and 2
OR	0	and 0	and 0	and 10
Time limits	No time limits			
Iceland ²⁾				
	Spirits		Wines	Beer
	1	and	0.75	and 3
OR	0	and	3	and 6
OR	1	and	0	and 6
OR	0	and	1.5	and 12
OR	0	and	0	and 18
Time limits	No time limits			
Norway				
	Spirits		Wines	Beer
	1 (1)	and	3 (1.5)	and 2 (2)
OR	0	and	4.5 (3)	and 2 (2)
OR	0	and	0	and 6.5 (5)
Time limits	Time limit of 24 hours for tax free import			

1) There are however guidelines for the amount of alcohol a person can bring home for private use.

2) These are only some examples of different combinations.

Source: Nordic customs authorities

Travelers' alcohol imports

Alcoholic beverages imported by travelers, million litres

	Spirits	Wine ¹⁾	Beer	Cider and long drinks	Total in 100% alcohol
Finland					
2013	9.5	14.6	31.6	19.6	8.9
2014	8.0	14.9	34.8	20.3	8.4
2015	8.5	12.5	31.1	19.9	8.1
2016	7.9	12.2	36.0	23.6	8.4
2017	6.2	11.8	31.7	17.5	6.9
2018	7.5	12.5	24.7	15.9	7.1
2019	5.5	11.8	28.4	15.7	6.2
2020	2.6	5.8	13.3	7.7	3.0
Sweden ²⁾					
2012	14.5	17.6	40.9	1.9	10.1
2013	18.4	18.8	46.8	2.4	12.0
2014	16.4	16.1	39.0	1.8	10.5
2015	15.8	14.0	35.3	4.6	9.9
2016	14.1	14.2	36.5	2.3	9.3
2017	13.9	17.0	47.2	2.7	10.1
2018	10.3	13.0	36.9	1.5	11.1
2019	10.4	14.7	43.2	2.2	10.6
Denmark ³⁾					
2010	2.0	14.0	70.0	0.0	5.0
Norway					
2016	-	-	-	-	3.3
2017	-	-	-	-	3.5
2018	-	-	-	-	3.5

1) Wines include fortified wines

2) The Swedish data has been revised for the years 2011 - 2016 by CAN

3) Statistics Denmark is no longer producing statistics on border trade.
Different calculations are today made by Ministry of Taxation.

Alcoholic beverages imported by travelers, total in 100% alcohol

	Year	Million litres	Litres per capita	Litres per capita 15 years and older
Finland	2020	3	0.5	0.6
Sweden	2019	10.6	1.0	1.3
Denmark	2010	5.0	0.9	1.1
Norway	2018	3.5	0.7	0.8

Sources: THL, CAN, Skatteministeriet, FHI

Total alcohol consumption

Per capita aged 15 and over, 100% alcohol

	Year	Recorded consumption, litres per capita aged 15 and over	Unrecorded consumption, litres per capita aged 15 and over	Total consumption, litres per capita aged 15 and over	Proportion of unrecorded consumption of total consumption, %
Finland	2020	8.2	1.1	9.2	12.0
Sweden	2020	7.5	1.0	8.5	11.8
Norway	2020	7.2	0.77 ¹⁾	6.79 ¹⁾	11.8
Denmark ²⁾	2017	9.1	-	-	-
Iceland	2020	6.5	0.9	7.4	12.2
Faroe Islands	2020	6.5	2.5	9.0	27.8

1) Year 2018

2) in Denmark: per capita older than 14

Recorded consumption of alcoholic beverages:

The sum of all domestic on-premise sales and off-premise sales of alcohol.

Unrecorded alcohol consumption:

Alcohol that is being purchased and consumed outside the frames of domestic on- and off-premise sales.

In practice, this equals alcoholic beverages imported by travelers minus alcoholic beverages exported by foreign travelers, home brewed and fermented alcoholic beverages and illegal private distilling, smuggling and the consumption of alcohol substitutes. Finland is the only Nordic country that includes alcohol consumed by Finnish tourists abroad in its statistics of unrecorded alcohol.

Total consumption of alcoholic beverages:

The sum of all alcohol consumed in a country, both recorded and un-recorded.

Source: Nordic alcohol monopoly companies, THL, CAN, FHI, Statistics Denmark, Statistics Faroe Islands

Recorded alcohol consumption in the Nordic countries

Litres of 100% alcohol per capita aged 15 and over

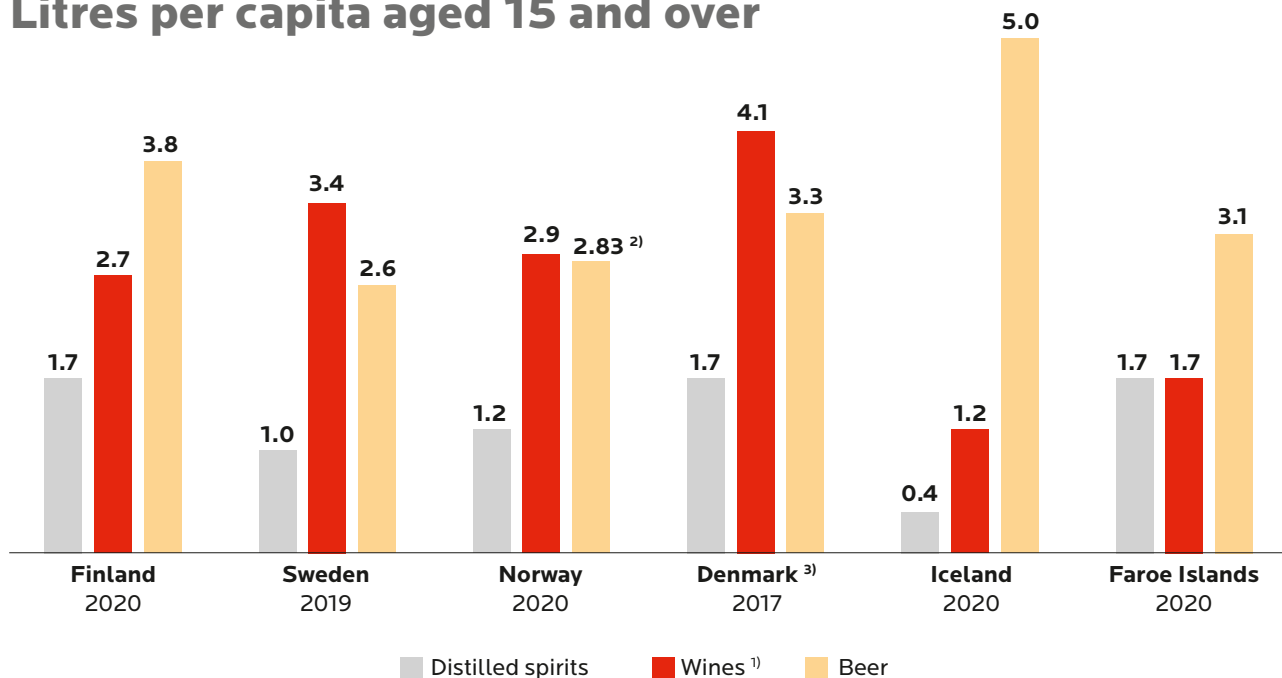
	Year	Distilled spirits	Wines ¹⁾	Beer
Finland	2020	1.7	2.7	3.8
Sweden	2019	1.0	3.4	2.6
Norway	2020	1.2	2.9	2.83 ²⁾
Denmark ³⁾	2017	1.7	4.1	3.3
Iceland	2020	0.4	1.2	5.0
Faroe Islands	2020	1.7	1.7	3.1

1) wine includes cider and longdrinks

2) + RTD 0.23

3) in Denmark: per capita older than 14

Litres per capita aged 15 and over



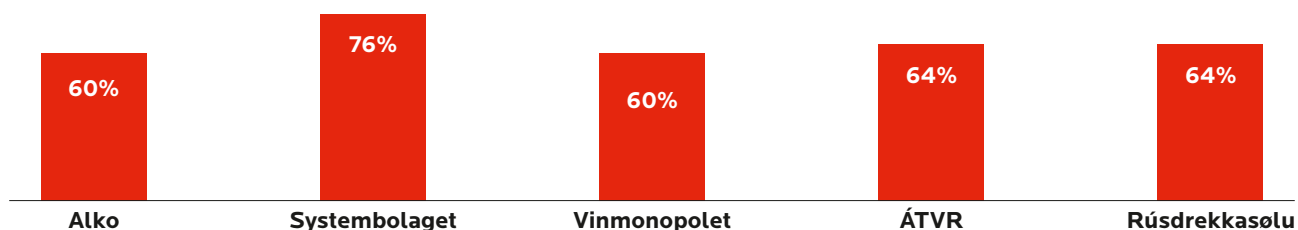
Source: Nordic alcohol monopoly companies, THL, CAN, FHI, Statistics Denmark

Public opinion on alcohol policy

Finland:	60% (62% previous year) of the Finns thought Alko is a good way to prevent alcohol related harms.
Sweden	According to a Kantar SIFO survey, 76 % (77.6 % previous year) of the Swedish population support the monopoly.
Norway	Results from Vinmonopolet's own survey year 2019 shows that 60% of the respondents agree that Vinmonopolet should have the exclusive rights for off-premise retail sale of wine and spirits.
Iceland	In May 2020, 64% of the respondents supported the monopoly arrangement.
Faroe Islands:	According to a survey conducted in 2019, 64% of respondents supported the alcohol policy including the monopoly arrangement.

Monopoly support in 2020

Surveys are not comparable between monopolies



Source: Nordic alcohol monopoly companies

Customer satisfaction rates in the Nordic alcohol monopoly companies

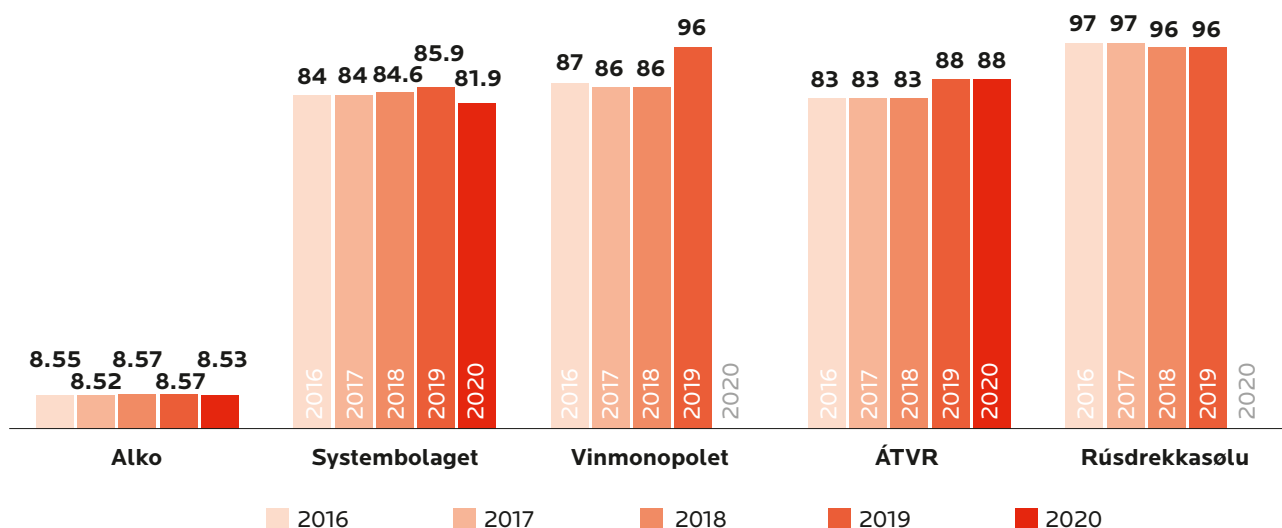
Alko	8.53 on a scale from 4 to 10.
Systembolaget	81.9% out of a possible 100%.
Vinmonopolet	Kantar TNS Reputation Ranking 2019: Vinmonopolet won for the 7th year in a row with a total of 96 points.
ÁTVR	In November 2020, customer satisfaction was 88% out of a possible 100%.
Rúsdrekkasölu	According to a survey conducted in 2019, 96% of the respondents were either very satisfied or satisfied with the Faroese alcohol monopoly Rúsdrekkasøla Landsins

1) Vinmonopolet won 2 additional customer satisfaction rankings in 2019. KPMG's Customer Experience Excellence 2019 survey shows that Norwegians trust Vinmonopolet and highly appreciate the personal service and a smooth shopping experience. Virke's Trade Award was bestowed because of excellent customer service, product expertise and sustainability.

Development in customer satisfaction rates 2016-2020

Surveys not comparable between monopolies.

Finland uses a 4-10 scale and Norway uses a 0-100 points scale, while the other countries use a scale of 0-100%.



Source: Nordic alcohol monopoly companies

Personnel and beverage brands

Situation as at 1st of January 2021

Personnel

Alko	2,452 ¹⁾
Systembolaget	5,148 ²⁾
Vinmonopolet	1,943
ÁTVR	528
Rúsdrekkasölu	40

1) = Average number of employees in 2020

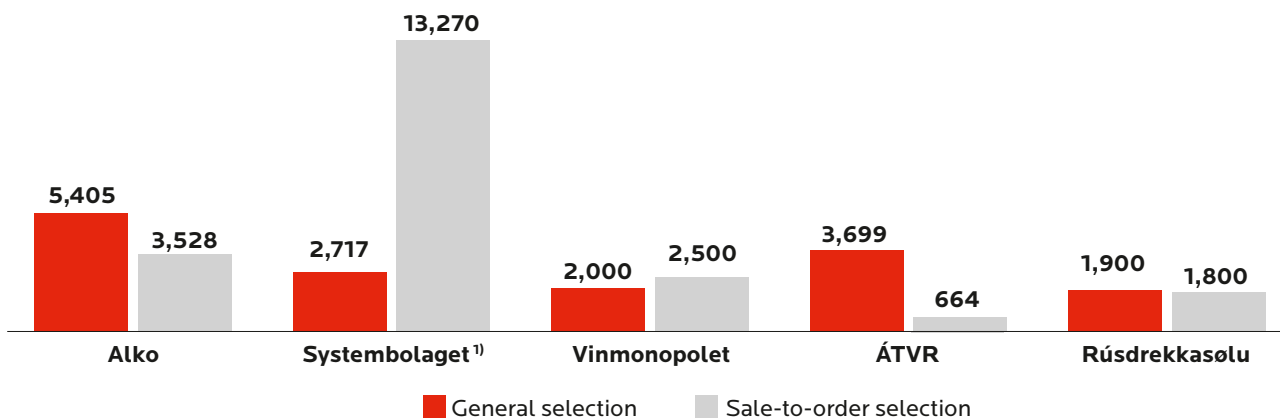
2) = Permanent employment. +1,297 on temporary employment

Beverage brands

	General selection	Sale-to-order selection
Alko	5,405	3,528
Systembolaget ¹⁾	2,717	13,270
Vinmonopolet	2,000	2,500
ÁTVR	3,699	664
Rúsdrekkasölu	1,900	1,800

1) General selection includes additional 4,164 products in temporarily assortment distributed over the year.

Number of beverage brands



Source: Nordic alcohol monopoly companies

Packaging 2020

Wine

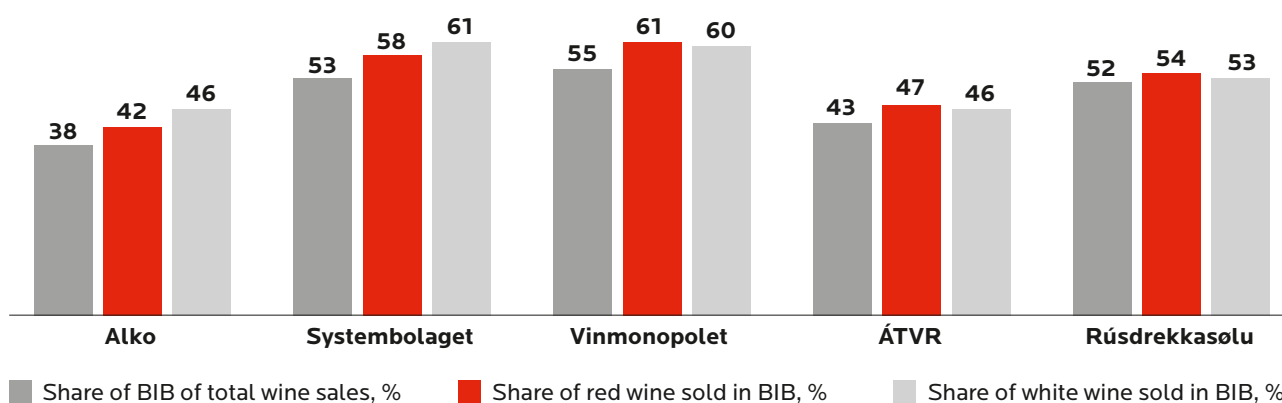
	Share of BIB of total wine sales, %	Share of red wine sold in BIB, %	Share of white wine sold in BIB, %	Share of wine sold in PET-bottles, %	Share of wine sold in tetra packs, %
Alko	38	42	46	6.3	9.7
Systembolaget	53	58	61	1.9	4.3
Vinmonopolet	55	61	60	5.2	0.4
ÁTVR	43	47	46	2.5	2.3
Rúsdrekkasölu	52	54	53	0.1	1.3

Beer

	Beer sold in cans, %	Beer sold in multipacks, %
Alko	35	27
Systembolaget	81	0
Vinmonopolet	39	0
ÁTVR	89	0.19 ¹⁾
Rúsdrekkasölu	87	81

1) Almost all beer is available in one bottle or one can, so only 0.19% of the total beer sales is multipack.

Share of bag-in-box wines in different product groups, %



Source: Nordic alcohol monopoly companies

Total sales in 2020

Litres

	Million litres	Million litres excl. beer	Million litres of 100% alcohol
Alko	92.7	87.2	16
Systembolaget	569.0	275.1	55.3
Vinmonopolet	115.5	111.7	17.5
ÁTVR	26.8	6.2	1.9
Rúsdrekkasölu	3.3	0.9	0.3

Change from previous year, %

	Million litres	Million litres excl. beer	Million litres of 100% alcohol
Alko	13	13.3	12.2
Systembolaget	11.2	9.4	11.8
Vinmonopolet	40	39	40
ÁTVR	18.3	25.3	20.0
Rúsdrekkasölu	-0.4	2.1	2.8

Litres per capita

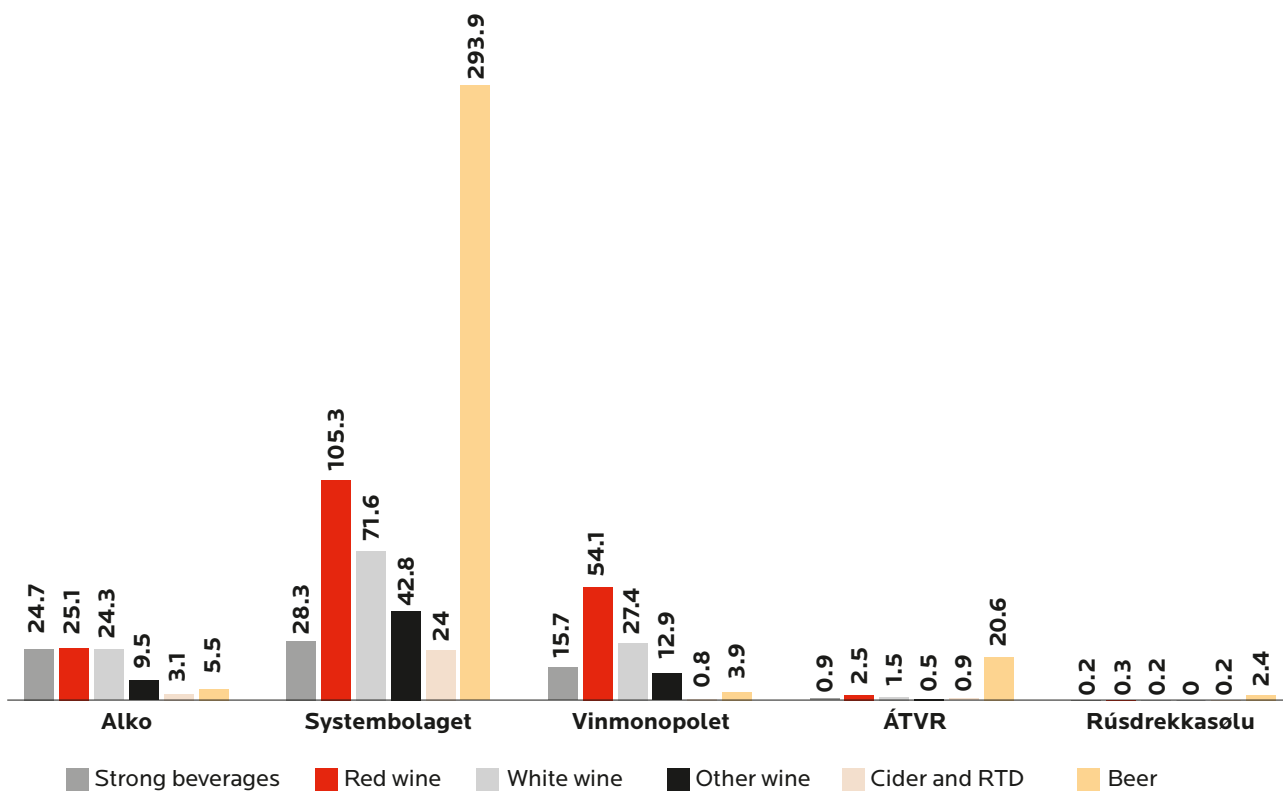
	Litres	Litres excl. beer	Litres of 100% alcohol
Alko	16.8	15.8	2.9
Systembolaget	54.6	26.4	5.3
Vinmonopolet	21.4	20.7	3.2
ÁTVR	73.6	17.1	5.3
Rúsdrekkasölu	62.5	17.6	5.1

Source: Nordic alcohol monopoly companies

Sales by product groups in 2020

Million litres

	Alko	Systembolaget	Vinmonopolet	ÁTVR	Rúsdrekkasölu
Spirits	13.9	6.3	15.1	0.7	0.2
Other strong alcoholic beverages	8.3	18.2	0.0	0.1	0.0
Fortified wines	2.4	3.8	0.6	0.1	0.0
Red wines	25.1	105.3	54.1	2.5	0.3
White wines	24.3	71.6	274	1.5	0.2
Sparkling wines	6	22.2	8.0	0.3	0.0
Rosé wines	2.1	18.8	4.8	0.1	0.0
Other wines	1.4	1.7	0.2	0.0	0.0
Ciders	0.5	14.1	0.3	0.2	0.2
RTD (Long drinks)	2.6	9.9	0.4	0.7	0.0
Beers	5.5	293.9	3.9	20.6	2.4
Non-alcoholic products	0.6	3.2	0.7	0.0	0.0
Total	92.7	569.0	115.5	26.8	3.3

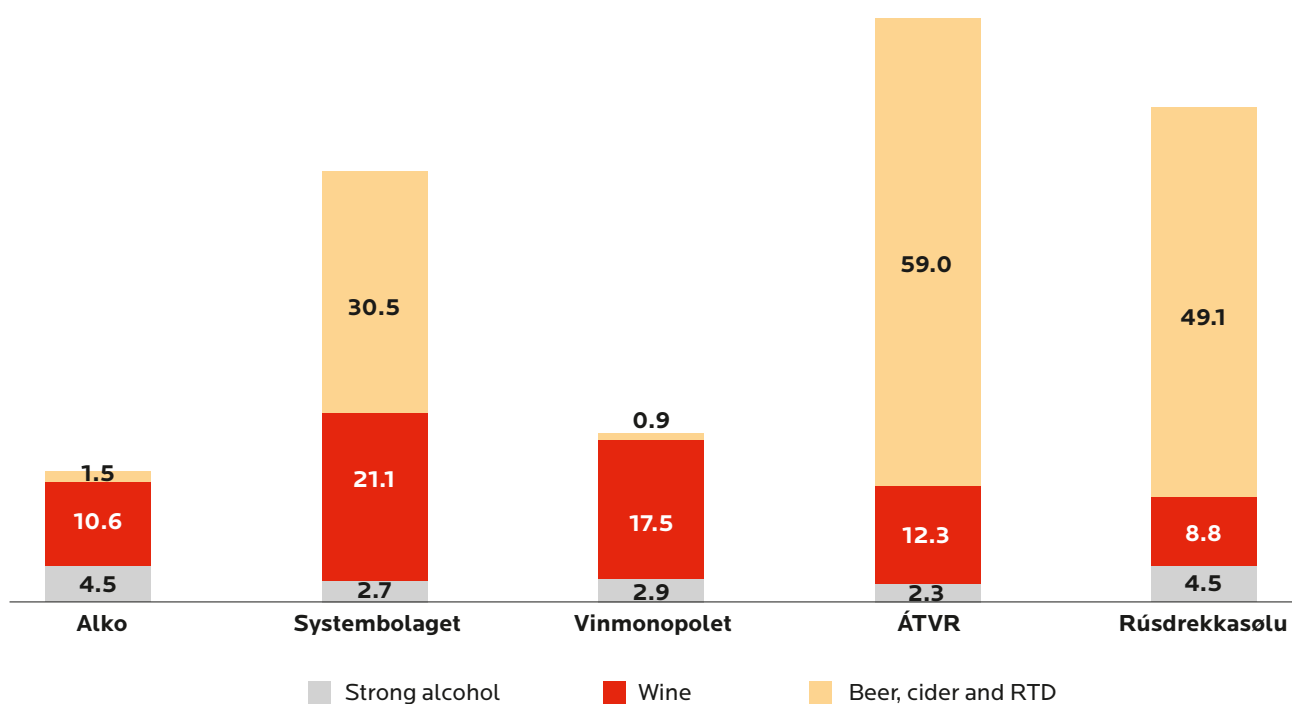


Source: Nordic alcohol monopoly companies

Structure of sales by product groups in 2020

Litres per capita

	Alko	Systembolaget	Vin-monopolet	ÁTVR	Rús-drekkasölu
Spirits	2.5	0.6	2.8	1.9	4.4
Other strong alcoholic beverages	1.5	1.7	0.0	0.3	0.0
Fortified wines	0.4	0.4	0.1	0.1	0.1
Red wines	4.5	10.1	10.0	7.0	4.9
White wines	4.4	6.9	5.1	4.0	3.2
Sparkling wines	1.1	2.1	1.5	0.9	0.3
Rosé wines	0.4	1.8	0.9	0.3	0.3
Other wines	0.3	0.2	0.0	0.0	0.0
Ciders	0.1	1.3	0.1	0.6	4.2
RTD (Long drinks)	0.5	1.0	0.8	1.8	0.0
Beers	1.0	28.2	0.7	56.5	44.9
Non-alcoholic products	0.1	0.3	0.1	0.0	0.1
Total	16.8	54.6	21.4	73.6	62.5

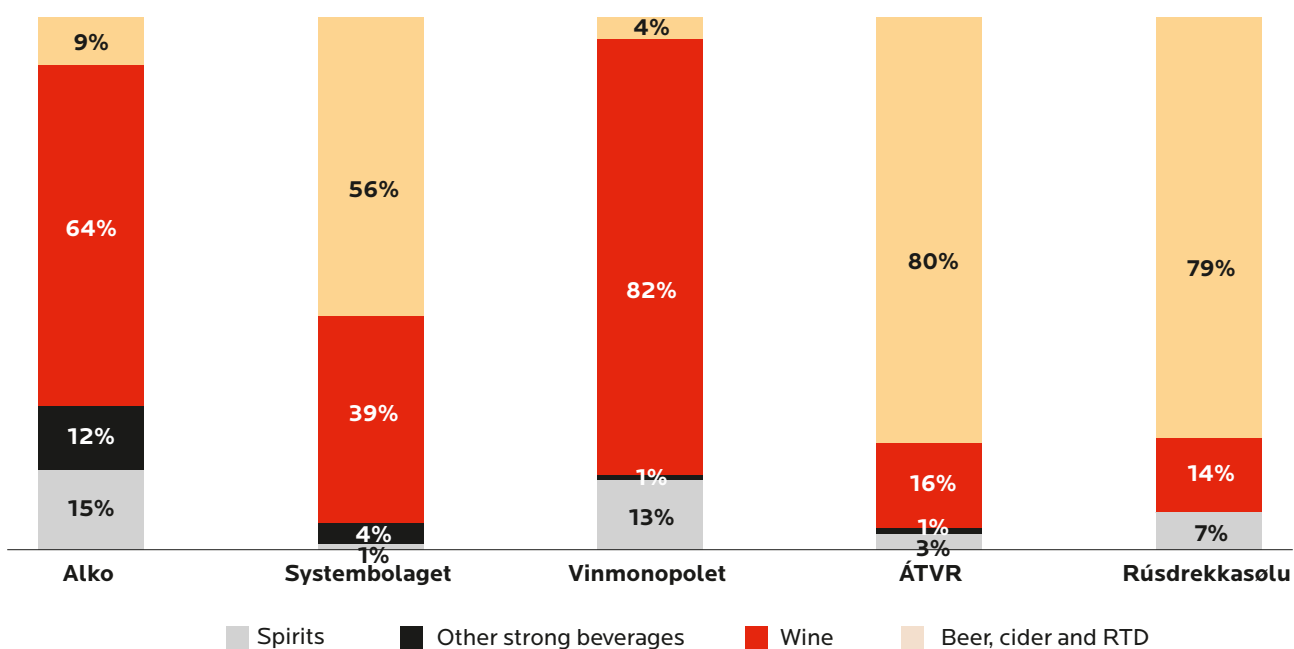


Source: Nordic alcohol monopoly companies

Structure of sales by product groups in 2020

Share of litres in percentages

	Alko	Systembolaget	Vinmonopolet	ÁTVR	Rúsdrekkasölu
Spirits	15.0%	1.1%	13.1%	2.7%	71%
Other strong alcoholic beverages	9.0%	3.2%	0.0%	0.4%	0.0%
Fortified wines	2.6%	0.7%	0.5%	0.1%	0.2%
Red wines	27.1%	18.5%	46.8%	9.5%	7.8%
White wines	26.2%	12.6%	23.7%	5.5%	5.2%
Sparkling wines	6.5%	3.9%	6.9%	1.2%	0.5%
Rosé wines	2.3%	3.3%	4.1%	0.4%	0.5%
Other wines	1.5%	0.3%	0.2%	0.1%	0.0%
Ciders	0.5%	2.5%	0.3%	0.8%	6.8%
RTD (Long drinks)	2.8%	1.7%	0.4%	2.5%	0.0%
Beers	5.9%	51.7%	3.4%	76.8%	71.7%
Non-alcoholic products	0.6%	0.5%	0.6%	0.0%	0.2%
Total	100.0%	100.0%	100.0%	100.0%	100.0%



Source: Nordic alcohol monopoly companies

Wine sales in 2020

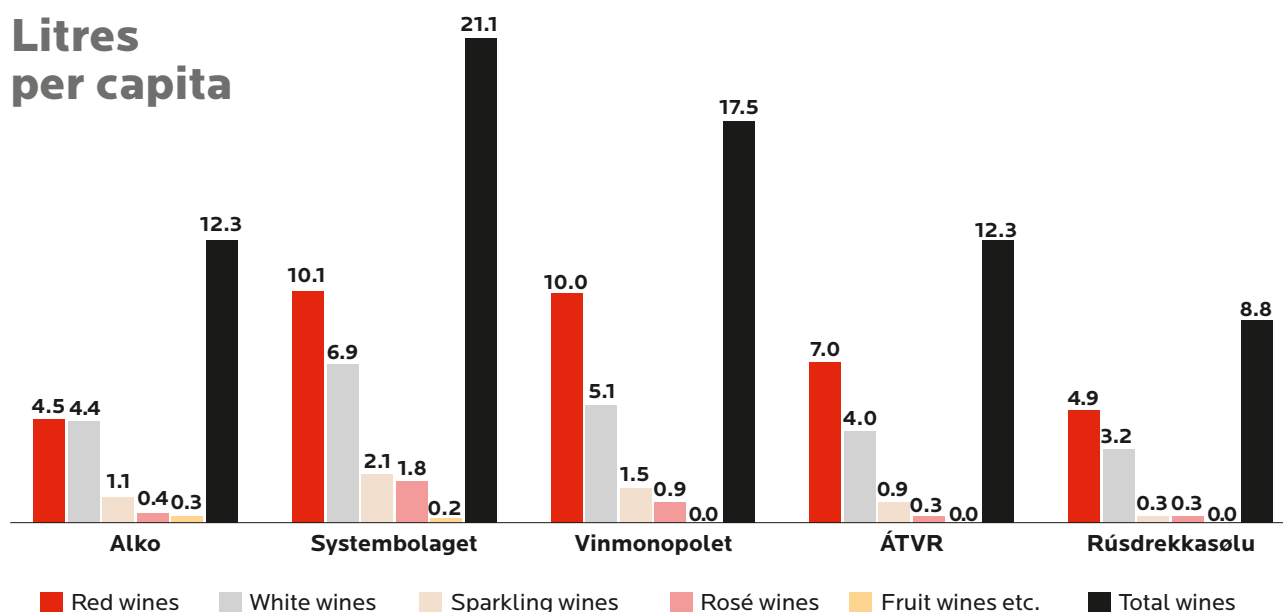
Million litres

	Alko	Systembolaget	Vinmonopolet	ÁTVR	Rúsdrekkasölu
Red wines	25.1	105.3	54.1	2.5	0.3
White wines	24.4	71.6	27.4	1.5	0.2
Sparkling wines	6.0	22.2	8.0	0.3	0.0
Rosé wines	2.1	18.8	4.8	0.1	0.0
Fruit wines etc.	1.4	1.7	0.2	0.0	0.0
Total wines	58.8	219.7	94.5	4.5	0.5

Litres per capita

	Alko	Systembolaget	Vinmonopolet	ÁTVR	Rúsdrekkasölu
Red wines	4.5	10.1	10.0	7.0	4.9
White wines	4.4	6.9	5.1	4.0	3.2
Sparkling wines	1.1	2.1	1.5	0.9	0.3
Rosé wines	0.4	1.8	0.9	0.3	0.3
Fruit wines etc.	0.3	0.2	0.0	0.0	0.0
Total wines	12.3	21.1	17.5	12.3	8.8

Litres per capita



Source: Nordic alcohol monopoly companies

Social control

Sales supervision in alcohol monopoly companies in 2020

Checks for	Alko	Vinmonopolet	ÁTVR	Rúsdrekkasölu
age limit	5,400,000	4,456,499	248,014	4,800
denied because of age limit	na	8,360	na	210
customer shows ID spontaneously	na	2,585,329	na	7,600
suspected intoxication	511,000	2,258	na	120
suspected handover	316,000	668	na	10

Age limit checks in Mystery-surveys 2010-2020

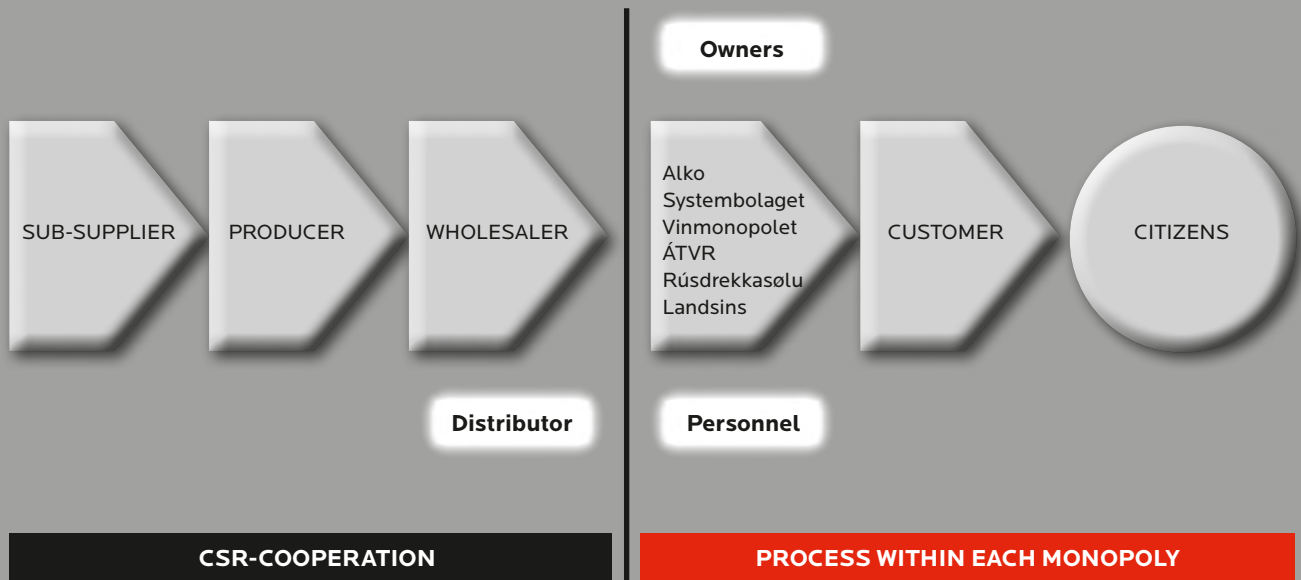
Share of age-limit checks conducted in monopoly stores, %

	Alko	Systembolaget	Vinmonopolet	ÁTVR	Rúsdrekkasölu
2010	79	94	88	75	na
2011	74	94	92	74	na
2012	82	95	86	83	na
2013	92	96	na	80	81
2014	89	97	na	87	85
2015	90	96	94	85	85
2016	91	98	94	84	95
2017	95	96	95	85	97
2018	95	96	93	87	96
2019	96.3	96	96	83	94
2020	97.9	96	91	78	-

Source: Nordic alcohol monopoly companies

Nordic alcohol monopoly CSR-collaboration

Nordic alcohol monopoly companies supply chain



Nordic Corporate Social Responsibility Cooperation

- **The Nordic alcohol monopolies take, furthermore, responsibility for working conditions, human rights issues, the environment and anti-corruption measures. The goal is that all the products we sell are produced under socially, environmentally and ethically acceptable terms and conditions.**

- **The goals are:**

1. The workers acknowledge that the Nordic alcohol monopolies' CSR-program has improved their working and living conditions.
2. The customers in the Nordic countries want to buy from us because they are convinced that the products are safe and sustainable.

3. The suppliers recognize that we, the Nordic alcohol monopolies, are an honest and responsible business partner, and that the investments according to the Nordic alcohol monopolies' requirements have paid off.

4. The producers recognize that we, the Nordic alcohol monopolies, are an honest and responsible business partner, and that the investments according to the Nordic alcohol monopolies' requirements have paid off.

5. Society, media and non-governmental organizations say that the Nordic alcohol monopoly system is a good example of how to drive change in all sustainability aspects.

Further information & sources

Finland:	
Alcohol monopoly of Finland, Alko	www.alko.fi
National Institute for Health and Welfare, THL	www.thl.fi
National Supervisory Authority for Welfare and Health, Valvira	www.valvira.fi
Nordic centre for Welfare and Social issues	www.nordicwelfare.org
Statistics Finland	www.tilastokeskus.fi
Legislation	www.finlex.fi
Sweden:	
Alcohol monopoly of Sweden, Systembolaget	www.systembolaget.se
The Swedish Council for Information on Alcohol and Other Drugs (CAN)	www.can.se
The Public Health Agency of Sweden	www.folkhalsomyndigheten.se
Statistics Sweden	http://www.scb.se/
Legislation	http://www.riksdagen.se/sv/dokument-lagar/
Norway:	
Alcohol monopoly of Norway, Vinmonopolet	www.vinmonopolet.no
Norwegian Institute of Public Health	https://www.fhi.no
Statistics Norway	https://www.ssb.no
Legislation	https://lovdata.no
Denmark:	
Statistics Denmark	https://www.dst.dk/
Centre for Alcohol and Drug Research	http://psy.au.dk/forskning/forskningscentre-og-klinikker/center-for-rusmiddelforskning/
The Danish Health Authority	https://www.sst.dk
Legislation	https://www.retsinformation.dk
Iceland:	
Alcohol monopoly of Iceland, ATVR	https://www.vinbudin.is/
Statistics Iceland	https://www.statice.is
Directorate of Health	https://www.landlaeknir.is/english/
Legislation	http://www.althingi.is/lagasafn/
Faroe Islands:	
Alcohol monopoly of Faroe Islands, Rúsdrekkasølu	www.rusan.fo
Statistics Faroe Islands	http://www.hagstova.fo
Ministry of Health	http://www.himr.fo
Other:	
Eurostat	http://ec.europa.eu/eurostat
WHO alcohol	http://www.who.int/topics/alcohol_drinking/en/
World Fact Book	https://www.cia.gov/the-world-factbook/
Nordic Statistics	http://www.nordicstatistics.org/
popNAD	https://nordicwelfare.org/popnad/
European Commission	https://ec.europa.eu/info/index_en
Tax Foundation	https://taxfoundation.org/

Sources, other than monopolies:	
GDP:	https://ec.europa.eu/eurostat/web/national-accounts/data/database
PPP:	https://ec.europa.eu/eurostat/web/national-accounts/data/database
GDP growth:	https://ec.europa.eu/eurostat/web/national-accounts/data/database
Inflation:	https://ec.europa.eu/eurostat/databrowser/product/view/tec00118?lang=en
Labor force:	Nordic statistics
Unemployment rate:	https://ec.europa.eu/eurostat/databrowser/view/med_ps421/default/table?lang=en
Population statistics:	Nordic statistics
Taxes:	
Spirits Europe	https://spirits.eu/policies/taxation-economy/key-data-1
Tax Foundation:	https://taxfoundation.org/eu-excise-duty-on-alcohol-eu-distilled-spirits-taxes-2020/
European Commission:	https://ec.europa.eu/info/index_en
Import quotas:	Nordic custom authorities

